





Speed, Performance, Value - The Right Balance

- Can be supplied complete with AE402 or GK indicator
- Non-slip adjustable levelling feet
- Approximately 5 meter long shielded cable
- Overload protection
- Precision load cell technology
- Mild Steel construction
- Four load cell construction
- Weighing
- Parts counting
- Percentage weighing
- Comparative Weighing
- Shipping and Receiving
- Batching Items for Processing
- Stock and Warehouse Auditing




Technical Specifications

Maximum capacity	1500kg
Readability	200g
Platform Size	1200x920mm

General Specifications

Model	PU 1500 + GK
Power supply	5 - 10 VAC or DC
OIML Class	3
Overall dimensions (wxdxh)	1311x840x85mm



Adam Equipment - offices worldwide

www.adamequipment.com