







Speed, Performance, Value - The Right Balance

- Non-slip adjustable levelling feet
- Approximately 5 meter long shielded cable
- Overload protection
- Precision load cell technology
- Mild Steel construction
- Four load cell construction
- Can be linked with AE402, GK or GC indicators (choose separately)
- Weighing
- Parts counting
- Percentage weighing
- Comparative Weighing
- Shipping and Receiving
- Batching Items for Processing
- Stock and Warehouse Auditing




Technical Specifications

Maximum capacity	1500kg
Readability	200g
Platform size	1200x920mm

General Specifications

Model	PU 1500
OIML Class	3
Power supply	5 - 10 VAC or DC
Overall dimensions (wxdxh)	1311x840x85mm
Net weight	65kg



Adam Equipment - offices worldwide

www.adamequipment.com